









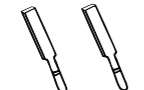



How many? (1)

How many are there?

- ▶ How many cats are there?
- ▶ There are 9 cats.

- There are  _____.
- There are  _____.
- There are  _____.
- There are  _____.
- There are  _____.
- There are  _____.
- There are  _____.
- There are  _____.
- There are  _____.
- There are  _____.
- There are  _____.
- There are  _____.

How many? (2)A

Student A: (Student B is on the next page.)





Ask and tell your partner. Write the answers.

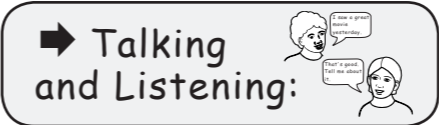
STUDENT A

 How many trees are there?

STUDENT B

There are 3 trees.

- How many trees are there? **ASK, LISTEN, WRITE.**
There are _____.
- How many _____ are there? **LISTEN, WRITE, TELL.**
There are  _____.
- How many hats are there?
There are _____.
- How many _____ are there?
There are  _____.
- How many ducks are there?
There are _____.
- How many _____ are there?
There are  _____.
- How many cups are there?
There are _____.
- How many _____ are there?
There are  _____.



Join the Dots (2)



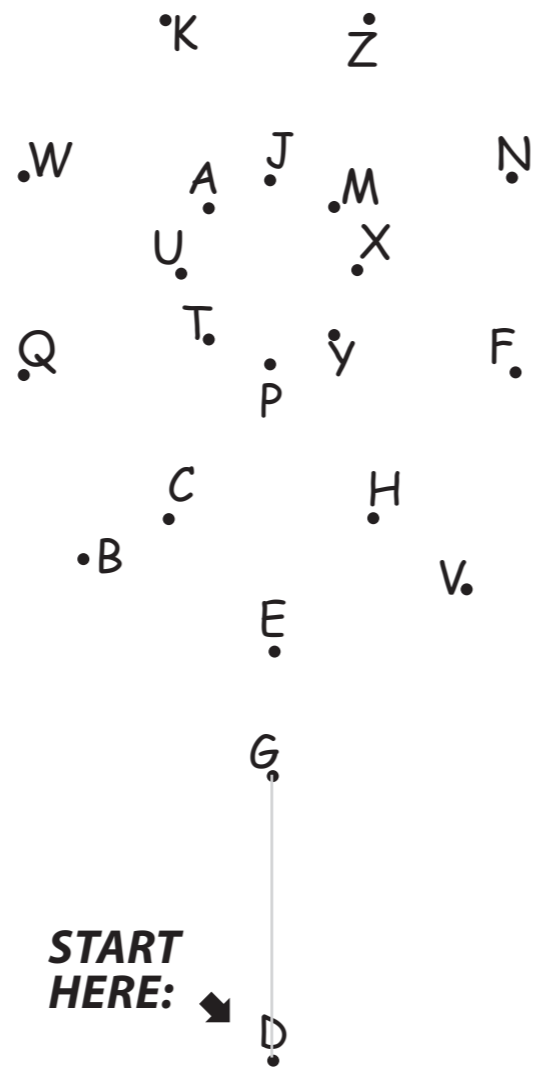
Make a picture:

Now the letters are mixed up.

Read how to join the letters to make the picture.

What is it?

1. Join D to G. Then join G to B.
2. Join B to E. Then join E to G.
3. Join G to V. Then join V to E.
4. Join E to P. Then join P to C.
5. Join C to T. Then join T to Q.
6. Join Q to U. Then join U to W.
7. Join W to A. Then join A to K.
8. Join K to J. Then join J to Z.
9. Join Z to M. Then join M to N.
10. Join N to X. Then join X to F.
11. Join F to Y. Then join Y to H.
12. Lastly, join H to P.



➔ The picture is a _____.

Join the Dots (3)A



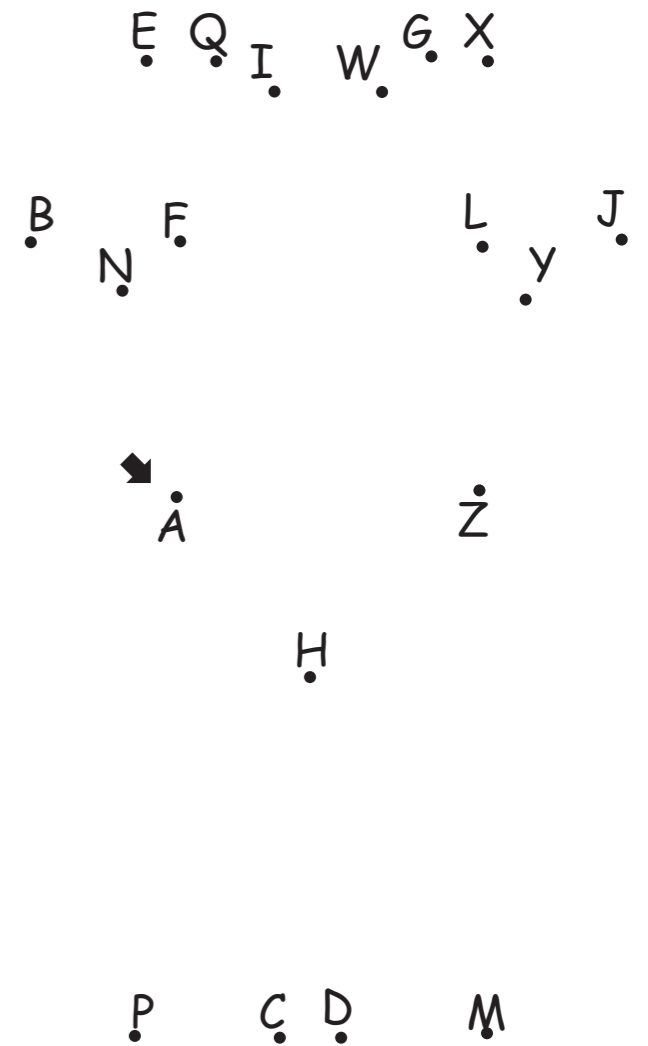
Student A:

The letters are out of order.

Tell your partner (Student B) which letters to join to make the picture.



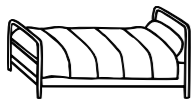










Write and join the letters that your partner tells you.

1. Join A to P. Then join P to C.
2. Join _____ to _____. Then join _____ to _____.
3. Join D to M. Then join M to Z.
4. Join _____ to _____. Then join _____ to _____.
5. Join F to N. Then join N to B.
6. Join _____ to _____. Then join _____ to _____.
7. Join Q to I. Then join I to W.
8. Join _____ to _____. Then join _____ to _____.
9. Join X to J. Then join J to Y.
10. Join _____ to _____. Lastly, join _____ to _____.











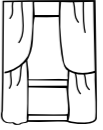

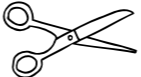






➔ The picture is a _____ and _____.

Vowels: Short (1)

| | | | |
|---|---|--|-----------------------------|
| ▶ a | | | |
|  cat |  man | | |
| ▶ e | | | |
|  bed |  bread |  friends | |
| ▶ i - y | | | |
|  fish |  gym |  women | ALSO: * build |
| ▶ o | | | |
|  dog |  watch |  cold | ALSO: * cough |
| ▶ u | | | |
|  sun |  monkey | 1 one | ALSO: * flood * tough |

Vowels: Short (2)

| | | | | |
|---|---|---|--|--|
| ▶ oo | | | | |
|  book |  bush |  woman | ALSO: * should | |
| ▶ [ə] ▶ a - e - i - o - u | | | | |
|  elephant |  table tennis |  coloured pencils |  biscuits | |
| ▶ [ə] | | | | |
|  question |  woman |  women |  curtain |  badminton |
| ▶ [ə] | | | | |
|  scissors |  ruler |  picture |  sandals |  painted |
| | | | | ALSO: * Venus |